

Client Care

Do you need maintenance services or have any compliments or complaints?

Please scan the QR code to log your queries.



Or follow the link:

www.centraldevelopments.co.za/2letnow/maintenance

Always striving to give you the best service.



Have you approved your **DebiCheck** mandate yet?

Please note you will be required to approve your new **DebiCheck** mandate for your monthly debit order for rental.

DebiCheck is a new type of debit order that requires you to confirm the debit order with your bank and gives you more control over your account.

There are several ways you can approve the **DebiCheck** mandate:

1. By swiping your card with our site staff
2. On your Banking App
3. Cellphone Banking
4. Online Banking
5. In- Branch Banking
6. ATM's

For more information or to watch a short informational video, click on the link below:
<https://debicheck.co.za/>

You can also contact your rental consultant for more information.



DebiCheck is the new way you control what debit orders are taken out of your bank account



DebiCheck is the way you agree that certain debit orders are correct before the money is taken out from your bank account



DebiCheck means giving your approval at the start of your debit order so that the bank can deduct the agreed amount from your account every month



DebiCheck means you will control what is taken out from your bank account

CONTROL IN YOUR HANDS



Thabo says for more information contact your bank

www.debicheck.co.za

 DebiCheck

1

Welcome to San Ridge Heights



In your welcome pack

- Message from the San Ridge Heights team
- Conduct rules
- Fines and definitions
- Maintenance information
- Water and electricity
- Fibre

Dear Tenant

On behalf of our entire on-site team, we would like to welcome you to San Ridge Heights. We hope the move-in process went smoothly and that you will settle into your new home quite nicely. We are honoured that you have chosen to stay with us and look forward to providing you with a memorable experience.

For your convenience, we have attached our conduct rules, important maintenance-related information as well as important contact numbers.

Here at San Ridge Heights we pride ourselves with providing excellent service to our tenants which we believe has resulted in tenants paying their rent on time. If you need anything during your stay our on-site client-care team will be pleased to assist you.

Regards, San Ridge Heights Management Team



WELCOME SANRIDGE HEIGHTS RESIDENTS

STEP 1

Download the App

Click on the applicable store icon below or search for "I - gate" on your device's app store



YOUR ESTATE APP DOWNLOAD

This app is free

STEP 2

Register yourself by using your mobile

STEP 3

Enter OTP sent to you to complete your registration

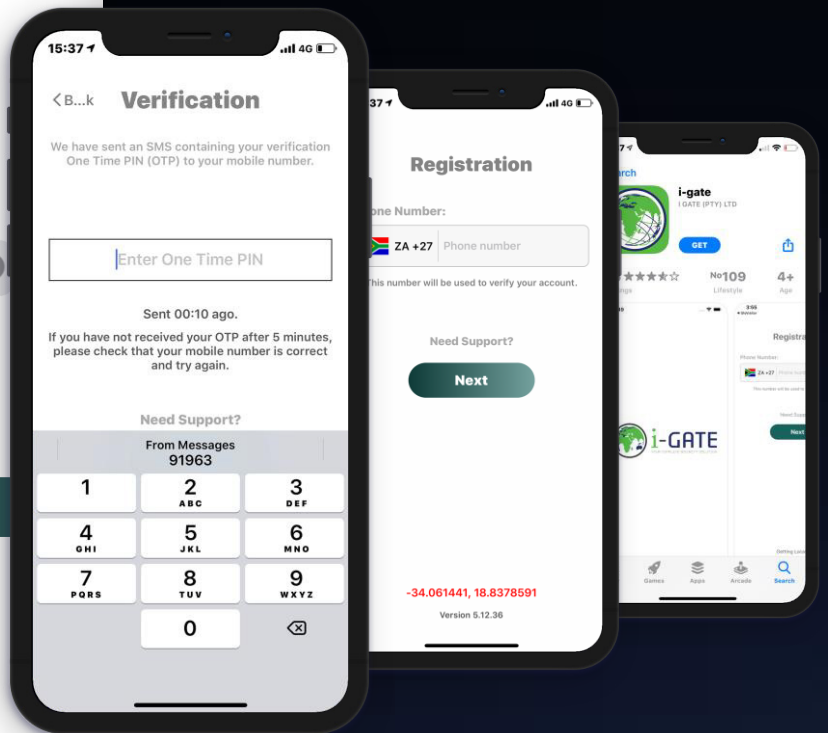
- Only residents that are registered on the i-Gate system will be able to generate access codes. Please ensure you are registered on the system. For registration queries contact the estate manager.
- When an access code has been requested, the Pin number is sent to your visitor and is active for the current day. Future/Group/Regular bookings are possible on the app and will then be activated accordingly.
- The Pin code is valid for single entry and exit only and logged together with the data captured on entry.



i-GATE

YOUR COMPLETE SECURITY SOLUTION

We have implemented a new visitor management solution. You can now take control of granting access to visitors in advance. LET'S GET STARTED.



Visit us online <https://seattlecreek.openitemapp.com/Apps>

Conduct rules

Table of Contents

Introduction	6
Rules of conduct	6
1. Motor vehicles, use of driveways and parking areas	7
2. Swimming pool (where applicable) and common area	10
3. Animals and pets	10
4. Laundry	12
5. Refuse removal and sanitary areas	12
6. Noise	12
7. Private Gardens and patio areas	12
8. Security	13
9. Children	14
10. Domestic staff	14
11. Activities on common property	14
12. Business activities	15
13. Interior of units	15
14. DStv services	16
15. Letting of units	16
16. Alarms	16
17. Utility charges	16
18. Storage of flammable material and other dangerous acts	16
19. Fire control	17
20. General	17
Fines and definitions	18
Maintenance and contact information	20
Grid Control prepaid metering	22
Vodacom fibre	29
Important contact numbers	31

INTRODUCTION

The Rules of Conduct have been prepared to assist residents in appreciating and enjoying the lifestyle that our complex offers and encouraging them to respect the interest and welfare of all who live in it.

The managing agent is Central Developments Group Asset Management (Pty) Ltd.

The managing agent carries out the landlord's instructions as per the agreement between the parties. They enforce all the rules and laws that residents must follow to ensure that the estate functions well and that we continue to have a happy and satisfied community.

The municipal by-laws and these Rules of Conduct, which govern this community, must be followed in terms of the law. It is the responsibility of the Central Developments Group Asset Management (Pty) Ltd to ensure that these are carried out in the interest of all.

All tenants of units and other persons granted rights of occupancy by any resident of the relevant unit are obliged to comply with these rules and regulations, notwithstanding any provisions to the contrary contained in any lease or grant of right of occupancy.

RULES OF CONDUCT

The Rules of Conduct are binding on all residents and persons occupying any unit. Tenants and occupants are also responsible for ensuring that members of their families, tenants, guests, domestic workers, and any other visitor or service provider comply with them.

The Rules of Conduct are included in the lease agreements (latest copies of which are available from the managing agents and online at <https://www.centraldevelopments.co.za/2letnow/>).

In the event of annoyance, aggravation or complaints occurring between residents, an attempt should be made by the parties to settle the matter between themselves. This should be done with consideration and tolerance. When problems cannot be resolved between the parties concerned, then only should they be brought to the landlord's attention in writing.

Should the matter be of such urgency that immediate action is required, a representative of the Landlord or Homeowners Association may be contacted to resolve the problem.

With regards to the interpretation of these rules, the landlord's decision is final and binding.

These Rules of Conduct supersede all previously issued rules if in conflict with it.

1. MOTOR VEHICLES / USE OF DRIVEWAYS AND PARKING

- 1.1. Hooters shall not be sounded within the common property or at the main entrance.
- 1.2. Vehicle radios or stereo systems to be turned down upon entry of the estate. No loud music will be allowed to be played from a motor vehicle in the estate.
- 1.3. Cars may be parked on specifically indicated areas or areas approved by the managing agent or landlord only. Vehicles must not be in or on service roads (especially not in the main entrance driveway). Failure to comply with this will result in the vehicle being towed at the resident's cost. One car shall not occupy two parking bays, and parking is not permitted on lawns.
- 1.4. Residents are required to consider other residents and their rights when many visitors/guests with multiple vehicles visit residents and park in communal parking areas.
 - 1.4.1 If all the visitors' parking is being used in the estate, extra visitors' vehicles must be parked outside the estate.
 - 1.4.2 The parking of any vehicles may not restrict other residents' access, may not be parked in areas not designated for the parking of vehicles and may not block any residents' garage access.
 - 1.4.3 Any obstruction during an emergency can place other residents' lives and property at risk.
- 1.5. A vehicle parked in another resident's allocated parking space will be clamped and fined without warning.
- 1.6. Unsightly, damaged, dirty, or generally unused vehicles, to the opinion of the estate management, as well as trailers, caravans, trucks, or other heavy vehicles may not be parked anywhere on the property unless prior approval is obtained from the managing agent.
 - 1.6.1 Any vehicles that drip oil, are not roadworthy or cause any damage to the common property may not be parked anywhere on the property. This will be considered unauthorised parking, and a warning or fine/s will be issued in line with the Fines and Definitions of the Conduct Rules.
 - 1.6.2 Should an unsightly, damaged, dirty, or unused vehicle be on the premises and the owner cannot be located or contacted, this vehicle will be dealt with as an abandoned vehicle and will be reported to SAPS or the Metro Police Department to arrange for the removal of the vehicle.
 - 1.6.3 Failure to comply with this will result in warnings and the towing away of vehicles:

Steps:	Content:	Delivery:
1. Step 1: 1st Warning	You are hereby warned that you are in violation of the abovementioned rule and the vehicle must be removed from the premises within 14 calendar days from delivery of this 1st warning notice, to avoid the vehicle	- The written warning will be attached to the windscreen of the vehicle, and - Also delivered by hand and/or sent via e-mail and via WhatsApp to the vehicle's owner. - If the vehicle's owner cannot be identified, then the written

	being towed.	warning will only be attached to the vehicle's windscreen and will be considered delivered. - A clear photo of the attached letter and registration plate will be kept on file.
2. Step 2: 2nd Warning	You did not comply with the 1st written warning that was sent and/or attached to the windscreen of the vehicle, which stated that you had to remove the vehicle from the premises within 14 calendar days. You are hereby warned that you are still in violation of the abovementioned rule and the vehicle must be removed from the premises within 7 calendar days from delivery of this 2nd warning notice, to avoid the vehicle being towed.	- The written warning will be attached to the windscreen of the vehicle, and - Also delivered by hand and/or sent via e-mail and WhatsApp to the vehicle's owner. - The owner will be contacted via telephone to explain the transgression. - If the vehicle's owner cannot be identified, then the written warning will only be attached to the vehicle's windscreen and will be considered delivered. - A clear photo of the attached letter and registration plate will be kept on file.
3. Step 3: Final Warning and Letter of Demand	You are therefore still in violation of Rule 1.6 of the Rules of Conduct. We hereby demand that you remove the vehicle from the premises within 48-hours from receipt of this letter of demand. Should you not adhere to this	- The Letter of Demand will be attached to the windscreen of the vehicle, and - Also delivered by hand and/or sent via e-mail and WhatsApp to the vehicle's owner. - The owner will be contacted via telephone

	<p>letter of demand the vehicle will be towed after the 48-hours lapsed and put in storage that will be for your account. Cost for the removal/towing process will also be for your account.</p>	<p>to explain the transgression.</p> <ul style="list-style-type: none"> - If the vehicle's owner cannot be identified, then the Letter of Demand will only be attached to the vehicle's windscreen and will be considered delivered. - A clear photo of the attached letter and registration plate will be kept on file.
--	--	--

- 1.7 No trucks, caravans, small or large trailers, boats, or any other heavy vehicles shall be parked on the common property without the managing agent or landlords written approval.
- 1.8 Car washing is permitted only in designated areas (where applicable) if no other vehicle or common property is affected in the process.
- 1.9 Major vehicle repairs and reconditioning of vehicles shall not be carried out on the property.
- 1.10 Vehicles may not travel at speeds exceeding 20 kilometres per hour on any portion of the common property.
- 1.11 Quad bikes, motorcycles, bicycles, tricycles, roller skates, skateboards, etc., may not be left on any portion of the common property or where such items may hinder other residents. This also applies to caravans, trailers, boats, and commercial vehicles.
- 1.12 No vehicle may be parked in a visitors' parking for a long period, to the discretion of the estate management, without prior approval from the managing agent.
 - 1.12.1 Written permission to park a small trailer must be obtained from the managing agent or landlord after consent from the neighbouring residents was obtained. Should permission not be obtained, the rules and procedures under 1.6 will apply.
 - 1.12.2 The position in which the trailer is parked shall not take up parking space for regular motor vehicles or visitor's parking.
- 1.13 Carports are considered common property and no furniture, or other personal belongings may be stored under the carport of a unit.
- 1.14 Only persons permitted by law to operate a vehicle may do so on the property.
- 1.15 The failure to comply with any of the above rules regarding motor vehicles / use of driveways and parking by any tenants, residents or visitors will be classified as unauthorized parking and a fine in accordance with the Fines and Definitions of these Conduct Rules, will be issued for this contravention.
- 1.16 Any visitors to the premises are the responsibility of the Tenant/Lease holder. It remains the responsibility of the tenant to ensure that their visitors are aware of the complex rules and comply. Should there be any contraventions of the rules by a visitor of a tenant, the

Tenant/Lease holder will be held responsible for any fines or infringements caused by their visitors.

2. SWIMMING POOL AND COMMON AREA (IF APPLICABLE)

(The below rules are only applicable to Woodlands Place and Manor House)

- 2.1. The swimming pool area is for the exclusive use of tenants and occupiers of the units. A tenant and/or occupier must accompany guests. Discretion must be used by tenants and occupiers concerning the number of guests to avoid monopolizing the pool area.
- 2.2. Upon arrival, you as the responsible person should sign the indemnity form.
- 2.3. Tenants or occupiers and their visitors must leave the swimming pool area clean and tidy after use.
- 2.4. Children under the age of 12 (twelve) must be supervised by a person over 18 (eighteen) years without any exception.
- 2.5. A maximum of 30 (thirty) people will be allowed in the pool at any time.
- 2.6. People using the swimming pool must be properly attired in a proper swimming costume. Swimming in underwear or in the nude is strictly prohibited.
- 2.7. No diving into the pool is permitted. No running within the enclosed pool area is permitted.
- 2.8. No glass objects or bottles are permitted in the swimming pool area.
- 2.9. No alcohol may be consumed at the swimming pool area.
- 2.10. No illegal substances (including marijuana) may be smoked or used in the common areas. Use of illicit substances will be reported to the South African Police Services.
- 2.11. The gate to the swimming pool must always be kept closed.
- 2.12. No animals or pets are allowed in the swimming pool area.
- 2.13. No loud music is permitted in the swimming pool area.
- 2.14. Using the swimming pool area does not give anyone the right to be a nuisance to other people or tenants.

2.15. For Woodlands Place Only: The swimming pool area will only be open on the following days:

Monday to Tuesday: **CLOSED**

Wednesday to Friday: 09:00 – 18:00

Saturday and Sunday: 09:00 – 16:00

- 2.16. No chairs, tables, equipment, toilet paper, etc. will be supplied.

3. ANIMALS AND PETS (IF APPLICABLE)

- 3.1 A tenant or occupier of a unit shall not keep any animal, reptile, or bird in a unit, in private gardens, or the common property without the landlord's written consent, which may be reasonably withheld.
- 3.2 Slaughtering of animals, whether for religious, sacrificial, or other purposes, is not permitted in any unit or on the estate.

3.3 PETS (The below rules are only applicable in pet friendly estates which includes Woodlands Place, Manor House, Zambezi Place, Zambezi Heights, Okavango Place and Masai Lofts.)

- 3.3.1 You must occupy a ground floor unit to qualify for pets in the complex.

- 3.3.2 It is the responsibility of the lease holder to secure the fence and gate to such an extent that the dog can't break free from the garden.
- 3.3.3 A maximum of 2 x adult size small (maximum 10 kg in weight) dogs are allowed.
- 3.3.4 Cats are not allowed in the complex.
- 3.3.5 All dogs must be vaccinated, and a proof of vaccination can be requested at any time by the complex management.
- 3.3.6 The dogs must be well cared for, cleaned, and groomed. It is recommended that pets wear a pet-friendly collar and tag with the owner's details or be micro-chipped by a veterinarian.
- 3.3.7 The dogs must be socialized and obedient.

3.4 General Rules Regarding Pets in the Complex:

- 3.4.1 Residents with pets must ensure their garden area is kept tidy and remove any dog excrement daily.
- 3.4.2 Disposal of pet excrement must be via a plastic bag, or a paper bag placed in the bins.
- 3.4.3 Pets should not be left unattended for more than 1 (one) day.
- 3.4.4 The tenant and / or resident remains fully responsible for their pet's behaviour, wellbeing, and hygiene at all times.
- 3.4.5 Vicious pets or pets considered to be dangerous are not allowed in the estate.
- 3.4.6 Tenants must ensure their pets do not excessively bark, make noise, do any damage or disrupt other tenants in the complex.
- 3.4.7 Should the estate feel that any pets are being mistreated, this will be reported to the local SPCA to take appropriate action.
- 3.4.8 No dogs are allowed on the common property.
- 3.4.9 Any pet found on the common property will be removed by the managing agent and any costs incurred will be on the account of the tenant.
- 3.4.10 Any contravention of any of the complex rules pertaining to pets will result in either a warning, fine or removal of the pet by the managing agent, with all costs payable by the tenant.
- 3.4.11 Tenants are legally and financially responsible for any damage caused by their pets.
- 3.4.12 Neither Management, nor the employees, officials, or representatives of 2LetNow will be held liable for any injury caused by any pet in the complex.

4. LAUNDRY

- 4.1 Washing may not be hung out to dry in any part of a unit where it is visible to the general public or other residents other than the fixed washing lines provided.
- 4.2 Washing is not permitted to be hung over fencing, fence poles or balconies.
- 4.3 Washing lines in the courtyards shall not be visible above the courtyard walls.
- 4.4 Carpets and rugs shall not be shaken out, dusted, or brushed over balconies or from windows.
- 4.5 Use of dry yards is at your own risk.

5. REFUSE REMOVAL AND SANITARY SERVICE

- 5.1 The occupier of a unit shall deposit all domestic refuse in the refuse bins provided.
- 5.2 The refuse collectors will empty the refuse bins twice per week on the arranged collection day.
- 5.3 Refuse bags may not be left on the sidewalk or outside the bins overnight. Do not deposit any refuse on the common property.
- 5.4 Residents or visitors caught throwing rubbish on the common property or vicinity, are subject to prosecution in terms of Municipal Health Regulations. Such transgressors should be reported to the landlord.
- 5.5 Kitchen refuse, food scraps, fat and oil shall not be washed down washbasins or thrown in drains. Each occupant is personally responsible for clearing blocked drains within their unit. If a maintenance request is logged and the maintenance team finds that this has not been done, a call-out fee of R300 will be charged to the tenant. Tenants must use refuse bags when disposing of food scraps.
- 5.6 No garden refuse will be collected. It should be taken to the local municipal dumping ground.
- 5.7 Cigarette butts and other objects of whatever nature shall not be thrown out of windows, from balconies or on common property.
- 5.8 Waste must be securely wrapped before placing it in the receptacle. Waste containers (e.g., tins and bottles) must be completely drained before being placed in the dustbin.

6. NOISE

- 6.1 Radios, hi-fi equipment, CD players, record players, television sets, musical instruments, etc., shall not be played in such a manner as to cause a nuisance to residents in adjoining units or anywhere else on the property.
- 6.2 Residents are responsible for the behaviour of their visitors and their noise levels at all times.
- 6.3 It is important to consider other residents before shouting or raising your voice on the property.
- 6.4 A function or gathering is to be controlled by the host, ensuring that noise levels are appropriate to the time of day or night. The appropriateness of the noise is measured by the inconvenience or discomfort caused to surrounding occupants.
- 6.5 No noise is permitted between the following times:
 - 6.5.1 Sunday to Thursday – between 20:00 and 07:30
 - 6.5.2 Friday and Saturday – between 22:00 and 08:30
- 6.6 Please note that clause 6.5 does not give license for the tenants to make noise outside of the stipulated times. Noise deemed excessive outside of these times will attract a fine. Refer to clause 6.4 for description of appropriateness of noise.

7. PRIVATE GARDENS AND PATIO AREAS

- 7.1 Residents shall maintain their private gardens in a neat and tidy condition.
- 7.2 Lawns adjacent to a unit will be mowed by the landlord's employees, however, it must be kept in a satisfactory condition by the unit resident or tenant.
- 7.3 Garden services will maintain the common areas and private garden areas of each unit. This will be at the discretion of the managing agent or landlord.

- 7.4 Garden gates may not be locked at any time to allow unrestricted access for the garden services. Fines will be imposed for locked gates (refer to fines and definitions).
- 7.5 Garden tools and other equipment (including sporting equipment) may not be kept in any portion of the common property or in any place where they will be in view of other units.
- 7.6 Any tree or shrub of which the growth or growth potential may encroach on the view or block out a portion of sunlight of an adjoining unit is not permitted.
- 7.7 Residents shall maintain their private patios in a neat and tidy condition. The private patio area is the sole responsibility of the tenant and will not be cleaned by the managing agent or the landlord. The managing agent or landlord may from time-to-time request that a patio area is cleaned by the tenant.

8. SECURITY

- 8.1 Security is a shared responsibility. To maintain the highest level of security possible, it is essential that every tenant co-operates through strict individual compliance with requirements and sensible awareness. Tenants must report any suspicious or unlawful activity to security or our client-care team on **086 199 1230** immediately as it is seen or suspected.
- 8.2 To prevent unauthorised entry to the estate, residents must always wait until the security gate has completely closed before leaving or after entering the estate. Guests should be notified in advance of these requirements. No entry will be granted to visitors without presenting proof of identification.
- 8.3 All occupants in your unit need to be added to the lease agreement as an occupant and need to be loaded onto the complex access control system.
- 8.4 The main lease holder must sign the access control form and must be present when loading occupants onto the access control system. The occupant and lease holder will also be required to provide proof of identification to load a new occupant onto the access control system.
- 8.5 Tailgating is not permitted, and the tenant will be held liable for the damage to the boom gate and any other security equipment.
- 8.4 Residents should be aware of strangers loitering at the gate. Be vigilant to prevent criminal activity.
- 8.5 All persons residing in a unit must be declared on the lease agreement.
- 8.6 Suspicious vehicles may, from time to time, be searched by authorities at the gate.
- 8.7 Gate pass:
 - 8.7.1 For the tenants' safety and security, all major items such as furniture, appliances, luggage, boxes and/or plastic bags will require a gate pass to be presented to security prior to exiting the complex.
 - 8.7.2 All gate passes should be signed by the relevant lease holder who must produce proof of identification together with the gate pass.
 - 8.7.3 Gate passes are obtainable from the on-site client-care Office during normal office hours from 08:00 to 18:00. On-site offices are closed on Sundays and public holidays.

9. CHILDREN

- 9.1 Residents shall supervise their children and those of visitors to ensure that they do not damage the common property or the property of others and that they are not unreasonably noisy.
- 9.2 Children shall not interfere with plants, decorations, nameplates, exterior lights, doorbells, knockers, the electronic keypad at the gate, etc.
- 9.3 Parents, residents, or lessees will be held responsible for any costs of damaged property caused by playing of games on the common property. Repairs or replacements will be made by the managing agents, or the landlord and the expenses will be charged to the parents, residents, or lessees.
- 9.4 Children may not play on driveways, behind parked cars and in the proximity of the main gate. Children must be prevented from climbing on or sitting on top of garden walls surrounding properties for the sake of residents' privacy.
- 9.5 When making use of the swimming pool facility, children under the age of 12 (twelve) years of age must be supervised by a person over 18 (eighteen) years of age without any exception.

10. DOMESTIC STAFF

- 10.1 Residents shall ensure that their domestic staff does not cause undue noise within their units or elsewhere on the premises.
- 10.2 Any resident, whose domestic staff does not abide by the Rules of Conduct, may be required to remove such a person from the property if instructed to do so by the managing agent or landlord.
- 10.3 All domestic staff shall be subject to such access control regulations as may be imposed by the landlord from time to time.

11. ACTIVITIES ON COMMON PROPERTY

- 11.1 No hobbies or other activities causing undue noise or nuisance to other residents may be conducted on the common property.
- 11.2 No drinking is allowed in public, on common property or in public facilities whatsoever.
- 11.3 Tenants found with open alcohol bottles/drinking alcohol in public and common areas will be fined a minimum fine of R1 000.
- 11.4 Tenants disobeying orders by security when found drinking will receive the minimum R1 000 fine and possible lease cancellation at the landlord's discretion.
- 11.5 **For Woodlands Place ONLY:** The braai areas are only allowed to be occupied during the following times:
Monday to Friday: 08:00 – 20:00
Saturday and Sunday: 08:00 – 21:00
Security will disperse all tenants and visitors from the braai areas if found outside of the prescribed hours.

12. BUSINESS ACTIVITIES

- 12.1 No business, profession or trade may be conducted on the property except those which have been specifically allowed by the managing agent or landlord. Hawkers will not be allowed into the estate at any time. The landlord may, at their discretion, impose a fine or may cancel the lease of the offenders if they wish to do so.
- 12.2 No auction or jumble sale may be held on the common property or in a unit. No advertisements or publicity materials may be exhibited or displayed.
- 12.3 No resident or occupier of a unit used for residential purposes, shall place any sign, notice, billboard, or advertisement of any kind whatsoever on any part of the property visible from outside the unit, without first obtaining the written consent of the managing agent or landlord.

13. INTERIOR OF UNITS

- 13.1 No structural alterations may be made to the interior of units.
- 13.2 A tenant may not tamper with any alterations or additions to the electrical installation or conduits, the water connections, or the plumbing installation.
- 13.3 Damage occurring to fixtures and fittings within the unit, i.e., windows, carpets, tiles, built-in cupboards, stoves, and the like, will be repaired at the tenant's cost.
- 13.4 A tenant or occupier of a unit shall not mark, paint, drive nails, screws, or the like into, or otherwise damage, or alter a unit or any part of the common property without first obtaining the written consent of the landlord.
- 13.5 No extensions, alterations, or improvements to the exterior of any unit, including awnings and security gates shall be affixed or made. Should any improvement be fitted by the tenant, the tenant will be fully liable for the installation, maintenance, and upkeep thereof as well as any damage or loss whatsoever to the common property or the unit. No costs will be carried by the landlord, HOA, or the scheme.
- 13.6 A tenant or occupier shall not add to the unit, extend the patio, construct any carport or covering or build any braai on any part of the common property or exclusive use area.
- 13.7 Residents must obtain written permission from the landlord or managing agent before any satellite dish is erected on common property. Dishes may only be installed at positions indicated by the landlord or managing agent. In the case where units are equipped with communal aerials and dishes, tampering with the TV aerials, wireless network installation or satellite dish is strictly prohibited.
- 13.8 All satellite dishes are regarded as fittings and may not be removed, should the resident or tenant no longer occupy the premises. Should a dish be removed without permission from the managing agent or landlord, the resident of a unit will be held liable for the replacement of such a dish. The resident/s of the units will always be responsible for the maintenance of the dish installed for the use by their specific unit.
- 13.9 No satellite dish will be covered by the insurance of the estate. Insurance will remain the responsibility of the resident of such unit.
- 13.10 No tenant or occupier can install air conditioning units.
- 13.11 Should a tenant, his or her guests or employees cause any damage of whatsoever nature to the common property, the tenant shall be liable to reimburse the landlord for the cost of repairing such damage.

14. DSTV SERVICES (IF APPLICABLE)

- 14.1 Tenants will be responsible for the call-out fee of the DSTV installer if there are no faults found on the landlord's end. I.e., if there is a faulty decoder, cable connection problem, setting of decoders, etc., the tenant will be responsible for this cost.

15. LETTING OF UNITS

- 15.1 No unit may be used as a commune by subletting part of or the whole unit for that purpose. Should this rule be violated, the landlord may, at their discretion, impose a fine or may cancel the lease of the offenders if they wish to do so.

16. ALARMS

- 16.1 Alarms may be installed in the interest of safety or because it is required by some insurance companies. Since it sometimes happens that there are false alarms when no one is home, and because not all alarms reset themselves, the managing agent requires that each resident who either has an alarm or are planning to install one, must:
- 16.1.1 leave a contact number with the landlord or,
 - 16.1.2 leave a duplicate set of keys with either the landlord or a neighbour (informing the landlord thereof).
- 16.2 No advertising boards of the security company may be displayed at the unit or the estate.

17. UTILITY CHARGES

- 17.1 The tenant shall promptly and regularly pay to either the management agent or to the supplier authority at the option of the owner, the deposits and charges arising from the supply of:
- 17.1.1 Prepaid electricity
 - 17.1.2 Prepaid water
 - 17.1.3 Access control
 - 17.1.4 Maintenance fees
 - 17.1.5 Fines
- 17.2 The tenant shall also promptly and regularly pay all utility charges imposed by the relevant authority (except for the levy, rates, and taxes) and all charges relating to the tenant's use and occupation of the leased premises.
- 17.3 Tenants need to ensure that their prepaid electricity and water credit does not run out. Should the tenant request a job card to be generated for an electrical or plumbing fault, and it is found to be a case of the tenant not recharging their prepaid meter, the tenant will be charged a call-out fee.

18. STORAGE OF FLAMMABLE MATERIAL AND OTHER DANGEROUS ACTS

- 18.1 A tenant or occupier shall not store any material, or do, permit, or allow to be done, any other dangerous activities in the building or on the common property which will or may increase the rate of the premium payable by the landlord on any insurance policy.
- 18.2 The setting off fireworks is strictly prohibited in the estate.
- 18.3 The use of firearms for recreational purposes other than self-defence or emergencies will be met with criminal charges.

- 18.4 No weapons, firearms, pellet guns, catapults, or bows and arrows may be discharged on or over the estate.
- 18.5 No stones or other solid objects may be thrown on the estate.

19. FIRE CONTROL

- 19.1 Under no circumstances may tenants or occupiers tamper with or have work done on the electrical apparatus that serves the common property. Any electrical faults detected on the common property must be reported to the landlord.
- 19.2 Fans, heaters, stoves, kettles, lights, and other household appliances must be SABS approved, checked regularly, and maintained by the tenant and when necessary, be repaired by a registered technician. Appliances should be used under supervision and not left on unnecessarily. After switching off at the sockets, plugs should be pulled out where possible when not in use. All plumbing and electrical work shall only be conducted by qualified workmen and with the prior written consent of the landlord.
- 19.3 Braais are strictly prohibited on the common property, except where braai facilities have been provided. Braais must always be held with due consideration to neighbours. Matches and lighters should be handled with care and kept out of the reach of children.
- 19.4 The use of fire hydrants or fire hose reels to wash cars is not permitted under any circumstances. These have been installed to deal with fire emergencies. Abuse of this equipment is not only inconsiderate but against council by-laws and therefore illegal. Any contravention will lead to a fine being imposed.
- 19.5 It is strictly prohibited to use the fire hose reel for gardening or domestic purposes or for any other purpose whatsoever, other than to extinguish fires.
- 19.6 Tenants, occupiers, or visitors may not park in front of or near a fire hydrant or fire hose at any time.

20. GENERAL

- 20.1 Tenants shall not:
 - 20.1.1 Use their unit or permit their unit to be used for any purpose which is harmful to the reputation of the estate.
 - 20.1.2 Permit anything to be done which will or may increase the rate of the premium of the insurance policy paid by the landlord.
 - 20.1.3 Use the unit for any illegal activity or to conceal illegal activities.
 - 20.1.4 Permit their unit to be used for any other purpose than that for which it is intended.
- 20.2 Any requests and/or complaints by residents pertaining to common property, violations of these Rules of Conduct, or any other cause of concern, must be referred in the first instance in writing to the landlord or mailed to the managing agents who will forward it to the landlord.
- 20.3 The landlord or managing agent shall not be responsible for any fines incurred by the resident, tenant, or occupier of a unit in contravention of any local authority by-laws.
- 20.4 Neither the managing agents or its employees, nor the landlord or its employees shall be responsible for any loss which may be sustained by any resident or user of a motor vehicle, or any other vehicle parked or left on the premises, nor for any personal injury suffered by any other tenant, family member, domestic staff or friends, whether or not such loss or

injury occurs on common property or in any unit and is caused by fire, theft, burglary, negligence, accident, or by any other cause.

- 20.5 Should any damage of any nature be caused to the common property by a resident or tenant, family member, guest, visitor, domestic staff or pets, the resident or tenant shall be liable to reimburse the managing agent and the landlord for the cost of repairing or making good such damages.
- 20.6 The landlord or managing agent shall not be responsible for any interruption in the water or electricity supply, nor for any loss or inconvenience any person may consequently suffer.
- 20.7 Each resident shall keep their unit and private garden free of rodents, white ants, borer, and other pests. All associated costs to be borne by individual residents. Communal areas will be controlled by the landlord or managing agent.

FINES AND DEFINITIONS

The below outline will be applied to tenants (including their staff, visitor, guest and/or family members) that do not abide by the Rules of Conduct. The landlord will apply the fine against the tenant's rental account. The landlord or managing agents may, at their sole and absolute discretion, increase the value of any fines should the infringement be reoccurring.

- First informal warning: Immediate infringement, written warning letter (no cost implication).
- First formal warning: **R1 000**
- Second formal warning: **R2 000**
- Final formal warning: Lease cancellation

NO.	FINES AND DEFINITIONS	MINIMUM	MAXIMUM
1	Illegal parking and/or unauthorized parking (including parking in front of or near a fire hydrant or fire hose reel, parking on lawns, parking in the incorrect parking space, etc.)	R1 000	R2 000
2	Speeding, reckless driving and ignorance of traffic signs.	R1 000	R2 000
3	Excessive noise emanating from vehicles or drivers between the hours of 22:00 and 06:00	R1 000	R2 000
4	Use of unlicensed vehicles or use of vehicles by unlicensed drivers on the property.	R1 000	R2 000
5	Trailers, caravans, or recreational vehicles parked on common property of the estate.	R1 000	R2 000
6	Vehicle repairs carried out in estate.	R1 000	R2 000
7	Vehicles being washed on common property inside the estate	R1 000	R2 000

8	Items stored on common property (e.g., car tires, brooms, mops, bicycles etc.).	R1 000	R2 000
9	Excessive noise resulting in unreasonable disturbance of neighbours.	R1 000	R2 000
10	Washing being hung out on the border wall, balcony, garden wall or anywhere else than the washing lines provided.	R1 000	R2 000
11	Refuse placed outside unit door or anywhere else other than the refuse bins provided.	R1 000	R2 000
12	Abuse of access system.	R1 000	R2 000
13	Abusive or unacceptable behaviour by tenants or their families and visitors.	R1 000	R2 000
14	Any pets found on common property (per pet).	R1 000	R2 000
15	Exceeding permitted number of pets per unit (if applicable).	R1 000	R2 000
16	Distribution of advertising material of any kind.	R1 000	R2 000
17	Damaging of any flora in the estate.	R1 000	R2 000
18	Usage of the red fire hydrants at any given time other than for a fire emergency.	R1 000	R2 000
19	Failure to keep front and back garden neat and clean (estate bound).	R1 000	R2 000
20	Wilful transgression of any of the rules of conduct.	R1 000	R2 000
21	Oil spills in carport or common property area (fine + cost of cleaning).	R1 000	R2 000
22	Failure to keep pets from excessively barking, making noise or disrupting the other tenants in the complex.	R1 000	R2 000
23	Failure to keep pets from continuously causing damage to Woodlands Place Property.	R1 000	R2 000
24	Parking of a vehicle in contravention of the Motor Vehicles / Use of Driveways and Parking Rules, which causes damage in whatsoever manner or form to the common property.	R1 000	R2 000
25	Locked garden gates preventing garden service access.	R1 000	R2 000

Maintenance and contact information

On occupation

A list of defects/problems must be sent through to your agent or to the client care department within 7 days of occupying the unit. If we do not get a list of defects/problems, it will be presumed that there are no defects/problems.

Maintenance

DSTV Explora problems - YOU MUST CONTACT MULTICHOICE if there is 'no signal' Your decoder setting will have to change to the correct LNB and frequency settings and they can help you with that over the phone (your LNB settings must be set on "unicable/satCR").

All non-emergency maintenance issues will be scheduled on our daily maintenance work schedule and will be attended to within 24-hours.

For example, non-emergency issues would include:

- Small leak (dripping joints or inlets).
- Slow draining of sink, basins and baths and slow toilet running.
- Toilet keeps "running" after flushing.
- Replacing, repairing doors, locks etc.

For example, emergency issues would include:

- No hot water.
- Faulty electricity or water meter.
- Burst geyser.
- Burst pipe.
- Exposed cable.
- Please note that you must be present during your maintenance service appointment.
- All emergency maintenance issues will be attended within 24-hours.

Lost or misplaced keys

You can call a locksmith at your own cost, please ensure that copies of the new keys are given to the client-care office. A fee will be applicable if we need to cut lost keys.

Call-out fee

A general call out fee of **R300** may be applicable depending on the type of call out.

Contact numbers

Refer to page one to scan the QR code or follow the following link:

<https://www.centraldevelopments.co.za/2letnow/maintenance/>

or contact client care: 0861 99 1230/ clientcare@centraldev.co.za

(For all plumbing, electrical, general maintenance, sewage, and security problems).

how to log a maintenance or client care query

step one

scan the QR code or go to:
<https://www.centraldevelopments.co.za/2letnow/maintenance>



The link will look like this below.



Something to Report?

step two

Development *

Unit Number *

Query Category *

Admin Query

Contact Details Update

Complaint / Compliment

Convert

Debit Order Change

Deposit Refund

Lease Extension

Maintenance

Notice to Vacate

Revokes of Notice to Vacate

Client Care Comment

Please insert your Full Name, Surname & Phone Number

Client Care Documents/Photos

+ Select a file

Maintenance Repair Work - Release of Liability Consent *

Send

Report abuse

Select your development from the list.

Type in your unit number.

Select your query type.

Add a comment regarding your query.

Add your name, surname and contact number.

Upload required documents or photos here.

You need to accept the maintenance terms before you can proceed.

Click send to complete your query.



Proudly
central
developments

Maintenance Repair Work - Release of Liability

Maintenance Repair Work - Release of Liability

Should your Client Care Query require any maintenance repair work, you hereby:

1. Agree to grant access to your unit for our maintenance team to perform these repairs, as per your scheduled appointment date and time.
2. Agree to arrange to be present in the unit while the maintenance repairs take place, as per your scheduled appointment date and time. No unsupervised access will be allowed.
3. Confirm that you are aware of any possible risks involved with the maintenance repair work taking place in your unit.
4. Agree to indemnify the rental development/complex management team, maintenance repair team, as well as all of the officials, agents and employees of the development/complex against any liability whatsoever from any and all actions, suits, proceedings, claims, demand, property damage, costs and expenses of whatsoever nature, howsoever incurred which could be made against the releasor, arising out of the maintenance repairs taking place in your unit.

I accept I don't accept



Prepay Website Manual



Utility Login

Username

Password


Sign In

Enter your Username and Password via SMS.



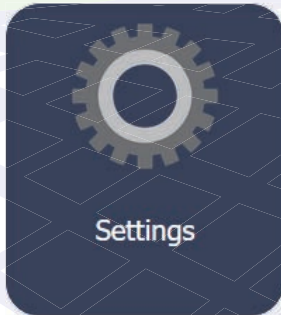
You can view the following:

- Your available balance
- Your average consumption
- Your current usage
- Depletion forecast
- Year to date consumptions
- Readings
- Invoices



You can view the following:

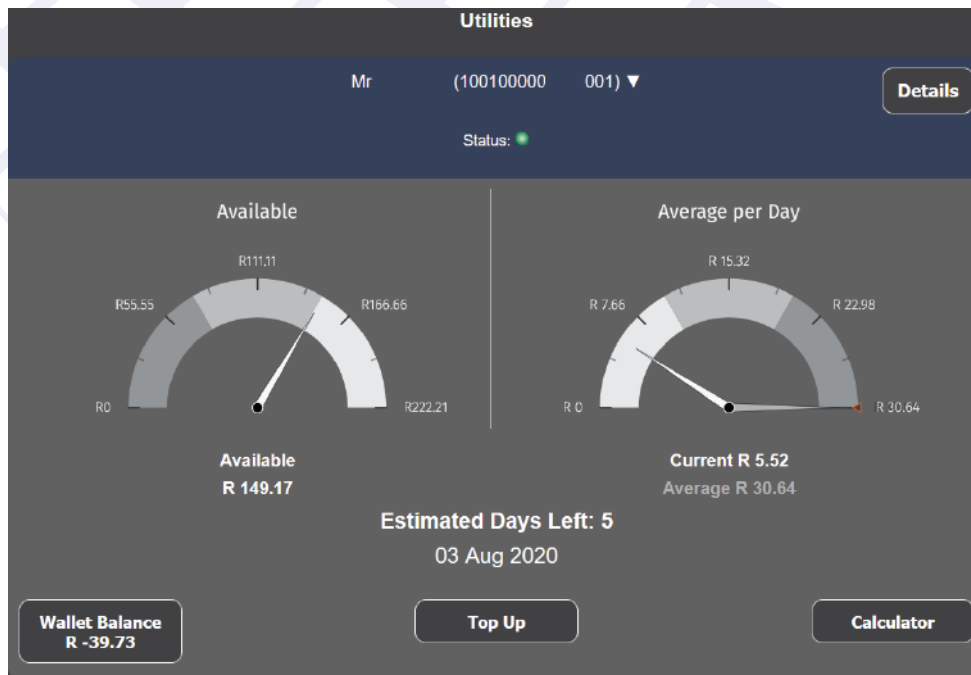
- Wallet Balance
- Transaction



You can view the following:

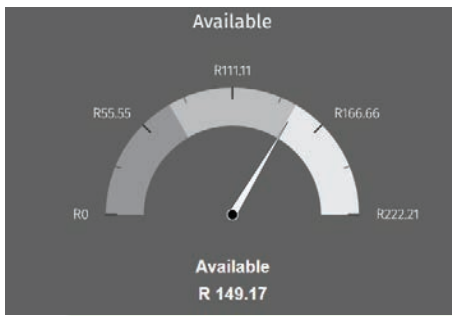
- You can change your password
- You can update your details

Prepay

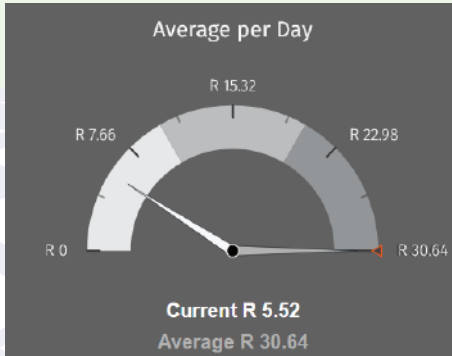


At the top:
Your personal information is displayed

Details: By selecting 'Details', you will be able to view more information regarding your consumption.



Amount available on your utilities



Current: From 00:00 to the time you opened the website, this will be your total charges, consumption and fixed charges for that day.

Average: Based on your consumption and fixed charges this will be your average consumption.

Wallet Balance
R -39.73

This might be that you used the emergency top up bank charges that is outstanding.

Estimated Days Left: 5
03 Aug 2020

Based on your consumption and fixed charges this will be the indication of when you may run out if you do not top up your utilities.

Top Up

Selecting Top Up will indicate your different payment methods and options.

Wallet Payment Methods

Mr NC Motla (1001000004169001) ▼

Account Type: Current
Account Number: 332655083
Branch Code: 51001
Reference Number:

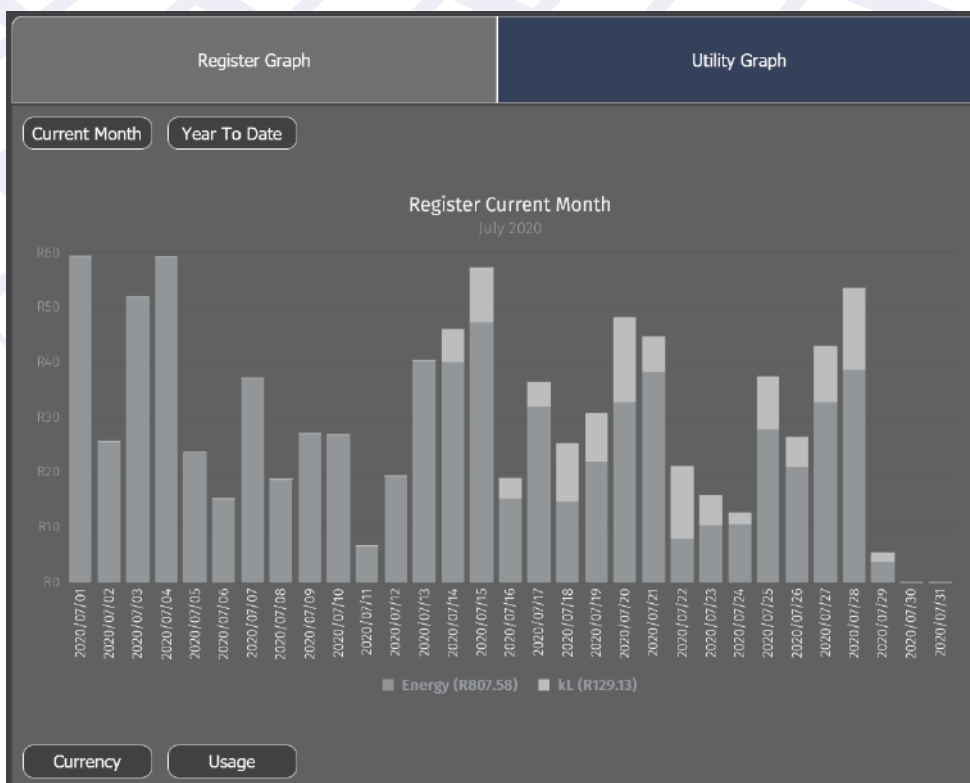
Calculator

Forecast Calculator	Utilities Calculator Usage	Utilities Calculator Amount
Forecast Calculator		
Input		Calculation
Average Usage per Day R	<input type="text" value="30.64"/>	Average per Month R 919.20
Months	<input type="text" value="1"/>	Estimated Amount R 919.20

This tool can be used to assist you with calculating your budget.

Details

- Once the details button has been selected, the current months consumption is displayed
- Transaction Summary for the current months
- Readings Information
- Financial Receipts
- Financial Invoice



Register Graph

The current month's consumption graphs per day.

The dark grey is electricity, light grey is water.

By default the consumption is in currency. If you want to see kWh or kL you need to select 'Usage'.

Move the mouse indicator over the cylinders to view the amounts used per day.

A per hour consumption can be viewed when you click on the specific cylinder.

■ Energy (R807.58) ■ kL (R129.13)

The total amount used for the current month.

Year To Date

You will be able to see more than one month consumption.

Utility Graph

Your consumption combined if you have water and electricity.

Transaction Summary

Transaction Summary Current Month			Readings Information		Financial Receipt		Financial Invoice	
Utility	Transaction Type	Detail	Nett (R)	VAT (R)	Amount (R)			
Utilities	Redeem Credits	Energy	-703.89	-105.60	-809.49			
Utilities	Additional Levy	COJ Capacity Charge	-154.84	-23.28	-178.12			
Utilities	Redeem Credits	kL	-112.25	-16.88	-129.13			
Utilities	Additional Levy	COJ Water Demand Levy	-27.02	-4.01	-31.03			

Total Charges for the month.

Readings Information

Transaction Summary Current Month		Readings Information		Financial Receipt		Financial Invoice	
Meter Number	Register	Reading Date	Status	Reading			
1214131071660	Energy	2020/07/29 11:02	●	19756.12			
C-JKT3161	kL	2020/07/29 10:48		583.71			

Meter numbers, Reading Dates and Readings are displayed on this page.

Financial Receipt

Transaction Summary Current Month		Readings Information		Financial Receipt		Financial Invoice	
Date	Wallet	Document Nr	Amount	Details			

Payments made will be displayed with the date and amount.

Financial Invoice

Transaction Summary Current Month		Readings Information		Financial Receipt		Financial Invoice	
Date	Wallet	Invoice Nr	Nett (R)	VAT (R)	Amount (R)	Details	

On Completion of a full month you will be able to print an Invoice that will indicate the consumption and charges for the month.

Domestic Tariffs

Tariffs effective from 1 July 2024 - 30 June 2025

JHB Electricity Tariffs	c/kWh (Excl. VAT)	c/kWh (Incl. VAT)
Block 1 (0 - 350kWh)	219.52 c/kWh	252.45 c/kWh
Block 2 (350 - 500kWh)	271.10 c/kWh	311.77 c/kWh
Block 3 (> 500kWh)	314.39 c/kWh	361.55 c/kWh

Electricity:

Fixed Service Charge p/month R80.50 VAT Incl.

Fixed Network Charge p/month R149.50 VAT Incl.

Tariffs effective from 1 July 2024 - 30 June 2025

JHB Water Tariff	Pet kL (Excl. VAT)	Per kL (Incl. VAT)
Water demand levy p/month per unit	R 36.59	R 42.08
0 - 6 kL per 30-day period	R 0.00	R 0.00
> 6 - 10 kL per 30-day period	R 26.20	R 30.13
> 10 - 15 kL per 30-day period	R 27.35	R 31.45
> 15 - 20 kL per 30-day period	R 38.34	R 44.09
> 20 - 30 kL per 30-day period	R 52.99	R 60.94
> 30 - 40 kL per 30-day period	R 57.95	R 66.94
> 40 - 50 kL per 30-day period	R 73.12	R 84.09
> 50 kL per 30-day period	R 78.35	R 90.10

Central Development Admin Fee: R50 per month Incl. VAT

Please note Admin Fee to be recovered daily.



<http://www.myutility.co.za>



SAN RIDGE HEIGHTS

Pre-Pay Electricity and Water

Unit Number: _____

Wallet Number: _____

Username: _____

Password: _____



<http://www.myutility.co.za>

San Ridge Heights

Pre-Pay Electricity and Water

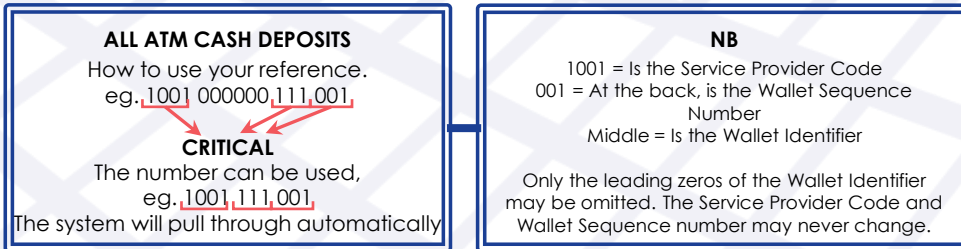
Your e-Wallet

Your e-Wallet is an account that is created with a 16-digit number. On registration you will receive an SMS message on your Cell Phone which indicate your 16-digit reference number.

How to fund your e-Wallet

You transfer money to your e-Wallet via the following:

- Direct deposit at any Absa Bank ATM



- Direct deposit at the bank
- Cell Phone Banking
- EFT via Internet Banking
- GCT Pay: Download from Play Store or AppStore

Please Note:

- When transferring funds from another bank other than Absa Bank, a 24-to-48-hour period is required for funds to be cleared by the individual's banking institutions.
- Extra bank fees are charged on Cash Deposits.
- Pay app using PAYGATE – 3.45% (Vat incl.) of transaction – Platform Convenience Charge – Irrespective from which bank payments are made, it reflects immediately in nominated wallet.

Banking Details for Deposits:

ABSA

Account Name: Grid Control Technologies (Pty) Ltd
Account Type: Current
Branch Code: 632005
Account Number: **4104658587**
Reference: 16 Digit e-Wallet Number



VERY IMPORTANT

- Remember, do NOT enter ANY spaces in your reference number.
- Make sure you ALWAYS use the correct reference number to deposit and recharge your wallet (16 Digit e-Wallet Number).

Your Credits in your e-Wallet account:

- The credits in your e-Wallet will reduce as you use electricity and water.
- You will receive SMS notifications when your credit balance is low.
- You must use your Username and Password to monitor your credits and consumption on the website. This remains your responsibility.
- After Hour Emergency = When to call:

When your power is off, and a payment has been made towards your utilities.

Contact Details

Customer Care

Tel no: 0861 428 428
support@gridcontrol.co.za

WhatsApp No.

082 883 8661

Office Hours Holidays

Monday – Friday
08:00 - 16:30

After Hours

Monday – Friday
16:30 - 20:00

Weekends & Public

09:00 - 13:00



LTE | 5G | Fibre



**Welcome Home to uncapped Fibre.
When your family connects, we go
Further together**

 | Search Vodacom Fibre

Further together
 **vodacom**

Select a package suitable for your lifestyle.

Vodacom Fibre Broadband Price Plans

Download Line Speed (Mbps)	Upload Line Speed (Mbps)	Monthly Data Allocation	Monthly Subscription
10	5	50GB	R305
10	5	100GB	R405
20	10	100GB	R455
20	10	200GB	R505
40	20	200GB	R555
40	20	300GB	R605
100	50	300GB	R655
100	50	500GB	R710

Download Line Speed (Mbps)	Upload Line Speed (Mbps)	Monthly Data Allocation	Monthly Subscription
20	10	Uncapped	R499
20	20	Uncapped	R599
50	25	Uncapped	R699
50	50	Uncapped	R799
100	100	Uncapped	R899
200	200	Uncapped	R1099

Live your best life in a connected home with these affordable prices

Price Plan	Minutes	Price
Talk 250	250	R135
Talk 500	500	R235
Talk Unlimited	Unlimited*	R505

Value-added Services & Devices

Showmax	Vodacom Mobile back-up 40GB	VoIP Telephone Yealink W73P
R99 PM	R49 PM	R2560 once-off

To sign up, call **082 1904**, search **Vodacom Home** for other internet options for your home, or visit your nearest **Vodacom store**.

Terms and conditions apply. For full terms and conditions, visit <https://www.vodacom.co.za/vodacom/terms/fibre/vodacom-fibre>

Important Contact Numbers



Maintenance Office 087 023 0934	Mon – Fri: 08:00 – 18:00 Sat: 09:00 – 16:00
Emergency Maintenance 087 023 0934	Mon – Sat: 08:00 – 20:00 Sun: 08:00 – 15:00
Security 079 908 9434	24/7
Grid Control Prepaid Metering	Phone: 0861 428 428 WhatsApp line: 082 883 8661 Email: support@gridcontrol.co.za Website: www.gridcontrol.co.za
SAPS	011 347 1600