

SDP



TWO-BEDROOM HOUSES

with single garages and covered patios

- 2A - Single Bathroom - $78+20+(12) = 110\text{m}^2$
- 2B - Single Bathroom - $80+20+(12) = 112\text{m}^2$
- 2E - Two Bathrooms - $88+20+(14) = 123\text{m}^2$
- 2F - Two Bathrooms - $90+22+(14) = 126\text{m}^2$
- 2G - Two Bathrooms with Double Garage - $88+37+(14) = 139\text{m}^2$
- 2H - Two Bathrooms with Double Garage - $89+40+(14) = 143\text{m}^2$

THREE-BEDROOM HOUSES

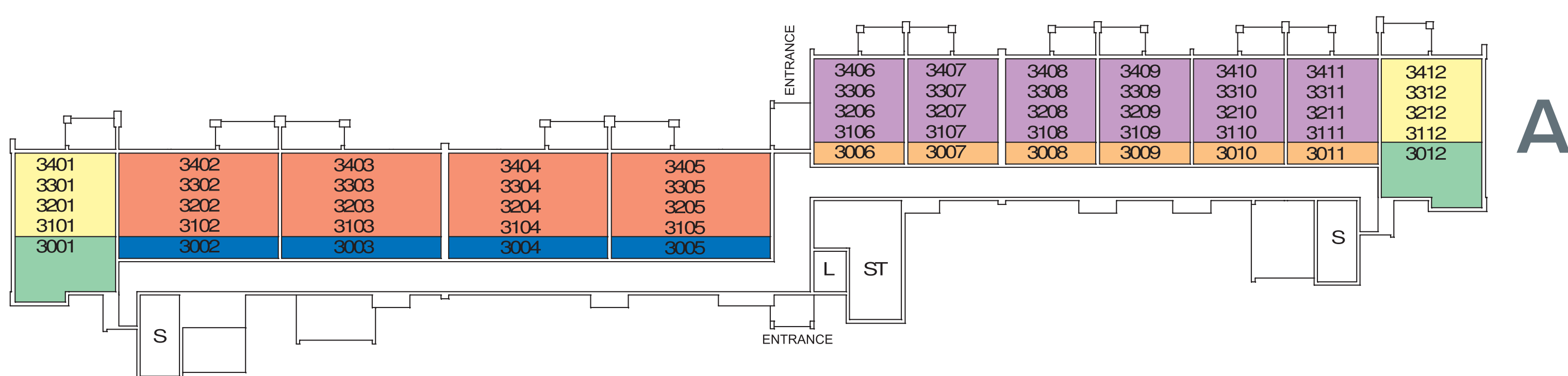
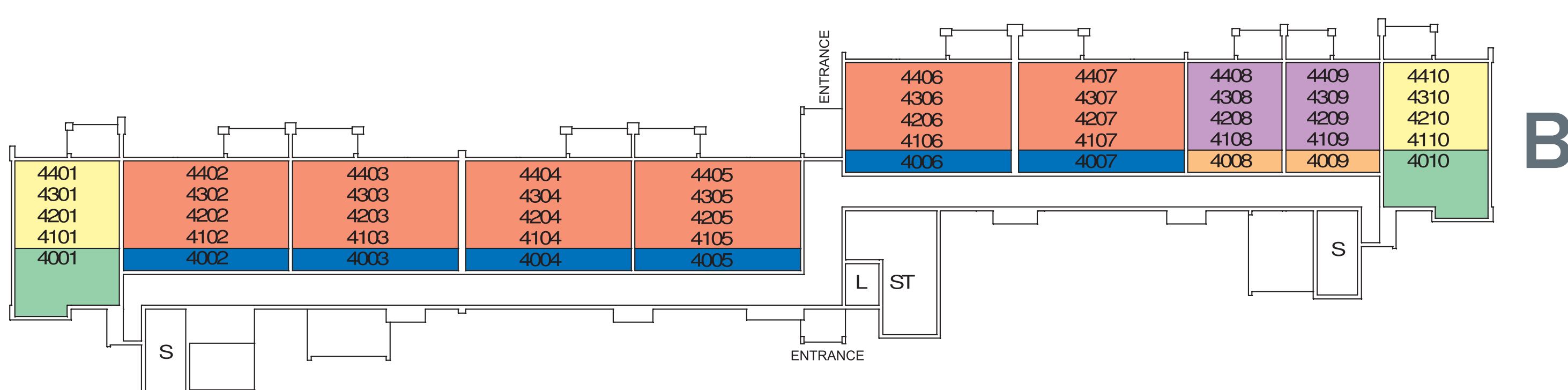
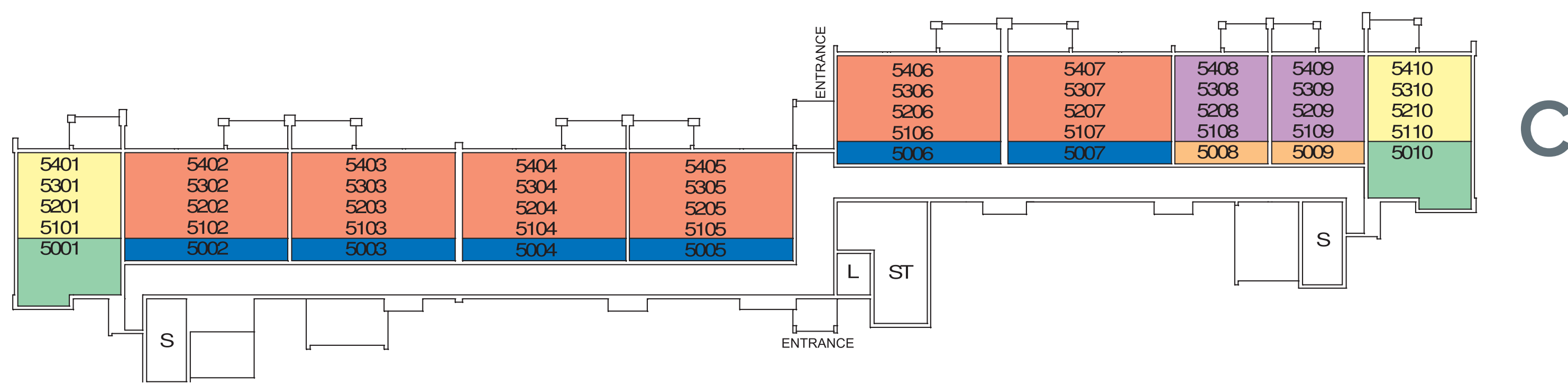
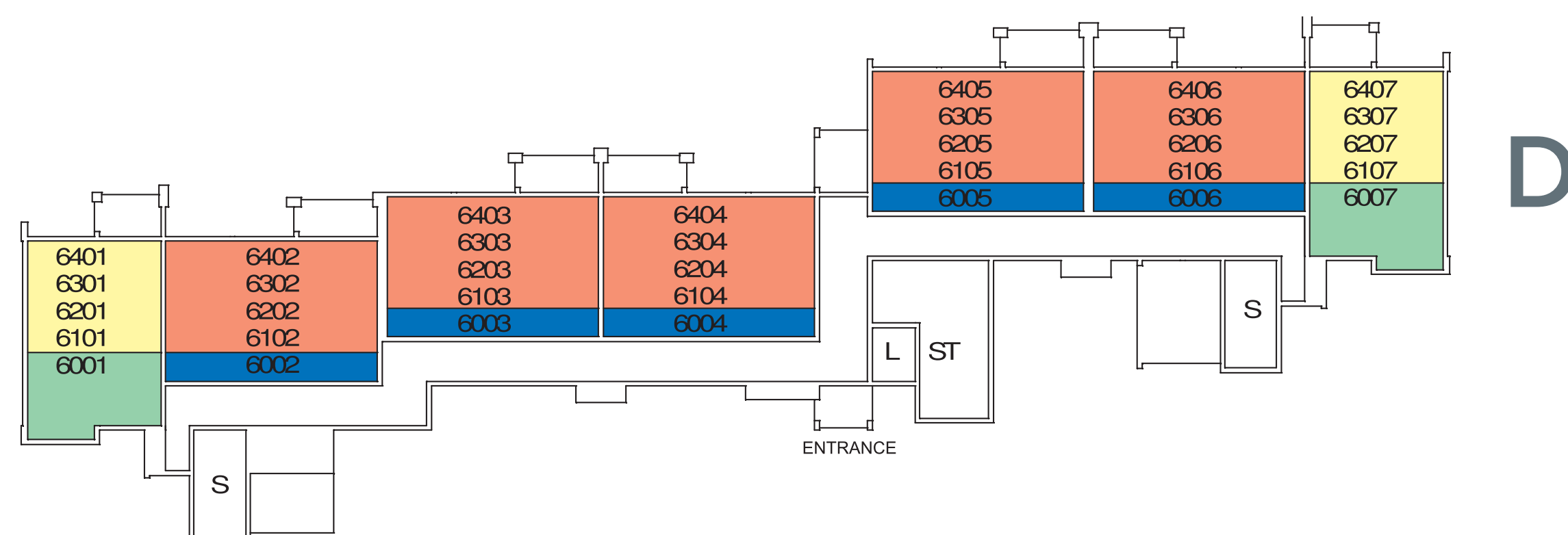
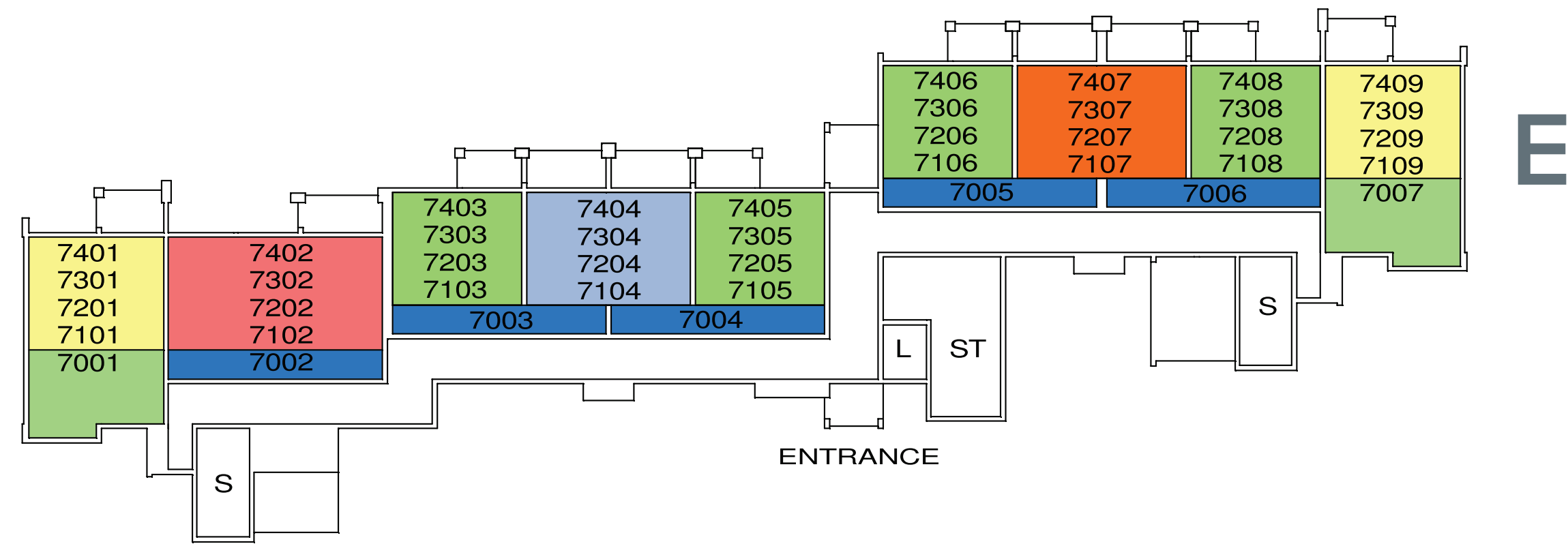
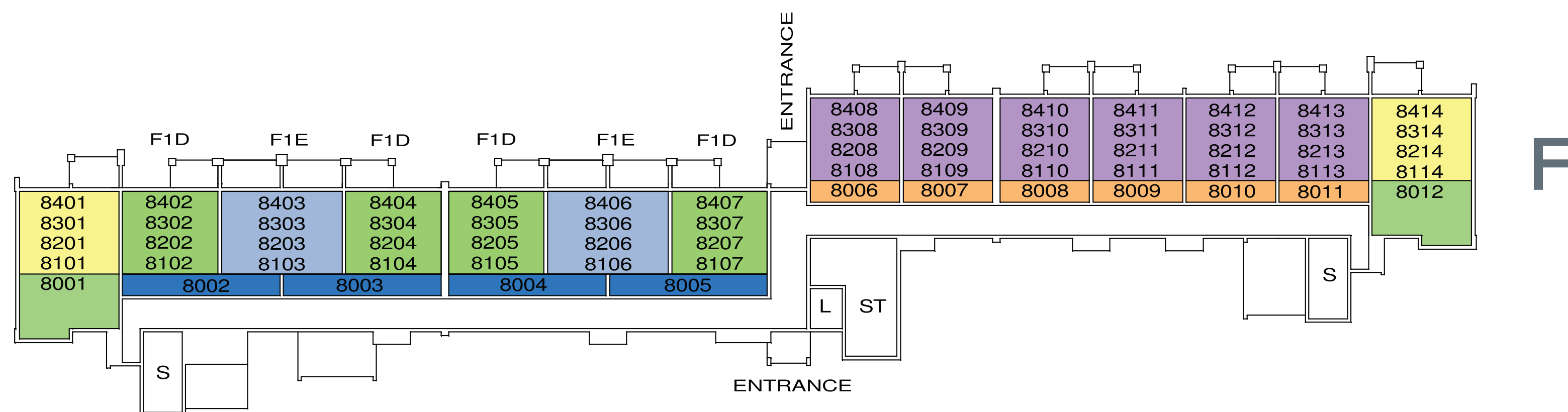
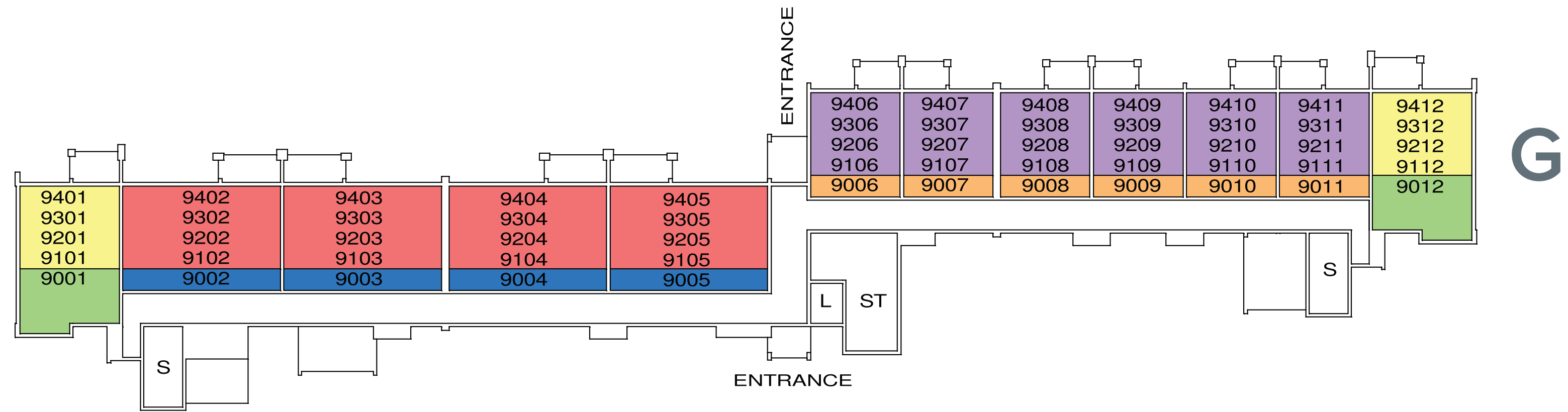
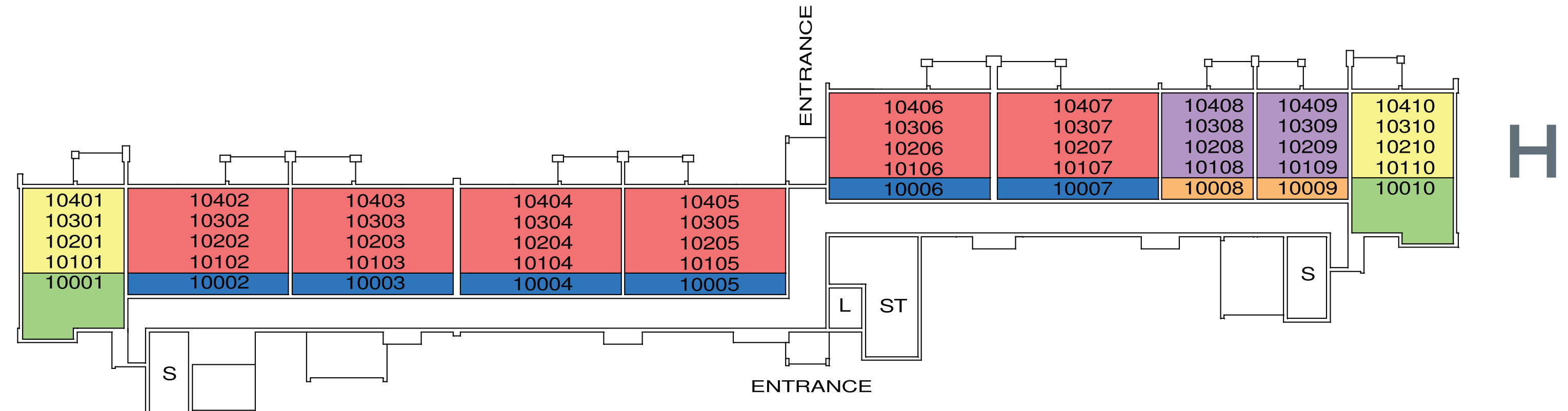
with two bathrooms and covered patio

- 3A - Single Garage - $90+20+(16) = 126\text{m}^2$
- 3B - Double Garage - $100+37+(18) = 155\text{m}^2$
- 3C - Double Garage - $115+37+(14) = 166\text{m}^2$
- 3D - Double Garage - $115+37+(17) = 169\text{m}^2$
- 3E - Double Garage - $135+41+(16) = 192\text{m}^2$
- 3F - Double Garage - $138+37+(16) = 191\text{m}^2$
- 3G - Double Garage - $94+37+(14) = 145\text{m}^2$
- 3H - Single Garage - $94+21+(14) = 129\text{m}^2$

GENERAL LEGEND

- Service Centre, Frail-care Unit and Apartments
- Apartments
- Garages

Apartment Blocks



ONE BEDROOM, ONE BATHROOM AND CARPORT

- F1A - GROUND FLOOR, COVERED PATIO 40+5 = 45 sqm
- F1B - 1ST TO 4TH FLOOR, COVERED BALCONY 40+5 = 45 sqm
- F1D - 2ND TO 4TH FLOOR, COVERED BALCONY 43+5 = 48 sqm
- F1E - 2ND TO 4TH FLOOR, COVERED BALCONY = 54+7 = 61 sqm
- F1F - 2ND TO 4TH FLOOR, COVERED BALCONY = 56+7 = 63 sqm

TWO BEDROOMS, ONE BATHROOM AND CARPORT

- F2A - GROUND FLOOR, COVERED PATIO 62+6 = 68 sqm
- F2B - 2ND TO 4TH, COVERED BALCONY 62+6 = 68 sqm
- F2E - GROUND FLOOR, COVERED PATIO 70+6 = 76 sqm
- F2F - 2ND TO 4TH FLOOR, COVERED BALCONY 70+6 = 76 sqm